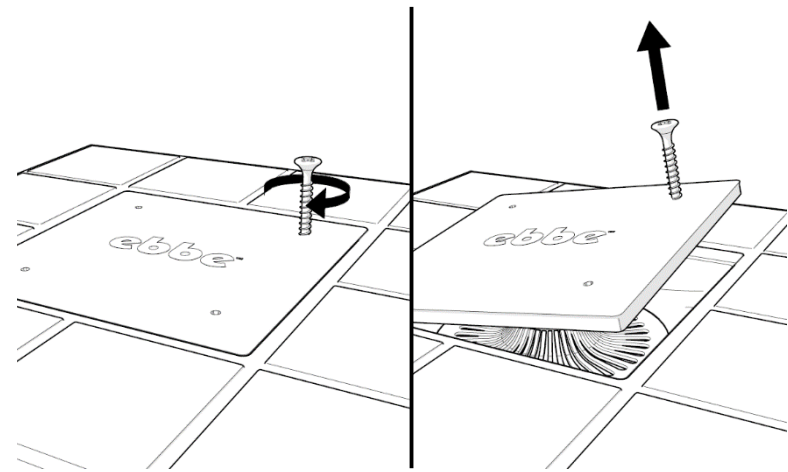


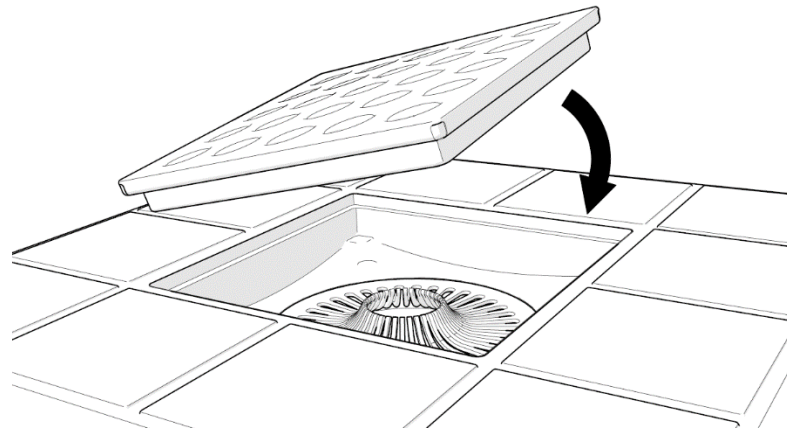
### STEP 1 - REMOVE CONSRUCTION PLUG

- Push ceter of plug 2-3 times to flex and separate plug from grout
- Thread a screw into one of 4 holes enough to grab
- Pull plug out using screw



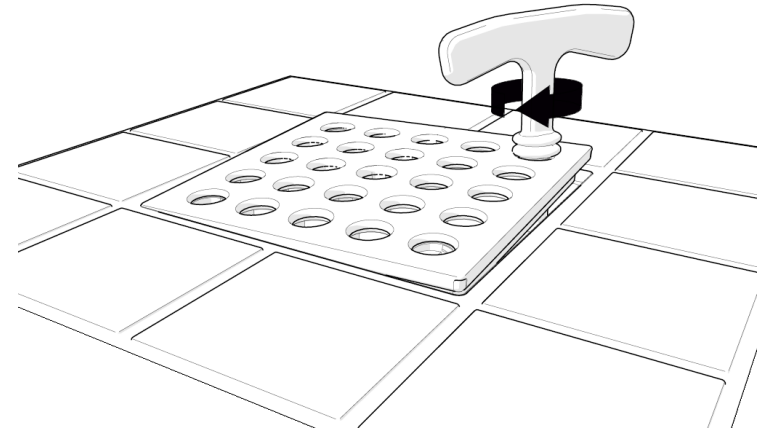
### STEP 2

- Insert grate into drain riser



### STEP 3 - REMOVE GRATE FOR CLEANING

- Thread "T-Puller" into any corner hole
- Rotate clockwise until the grate lifts slightly from the riser
- Pull grate out



**IMPORTANT!** Allow new grout to cure 24 hours before removing construction plug